



## PROFILE PROJECTORS



ISP-Z3015



ISP-A1000E

digital readout of ISP-A1000E

- touch buttons
- USB data output to Excel and CAD
- show diagram




software flash disk  
(included, only for  
ISP-A1000E)


### OPTIONAL ACCESSORY




lens



rotary table  
(glass plate diameter 100mm)



overlay chart (protractor with 1°  
graduation, radius with 1mm increment)



holder with clamp



swivel center support



V-block set



50mm reading scale  
(check magnification accuracy)



300mm calibration scale (check  
magnification accuracy together  
with 50mm reading scale or  
calibrate measuring accuracy)



green/yellow filter


















demo sample



printer (only for ISP-A1000E)

SPECIFICATION

Code		ISP-Z3015		ISP-A1000E	
Edge detector		not included		included	
Lens	magnification	10X (included)	20X (optional)	50X (optional)	100X (optional)
	view field	Ø30mm	Ø15mm	Ø6mm	Ø3mm
	working distance	77.7mm	44.3mm	38.4mm	25.3mm
Max. workpiece height		90mm	90mm	90mm	90mm
Magnification accuracy		±0.08%			
Image		erect image			
Projector screen		diameter: Ø300mm			
		rotation range: 0°~360°, resolution: 1" or 0.01°			
		reference lines: cross-hairs			
Stage	metal stage size	340×152mm			
	glass stage size	196×96mm			
	X-Y stage travel	range: 150×50mm			
		resolution: 0.5µm			
		accuracy: (4+L/25)µm    L is the measuring length in mm			
	Z (focus) travel range	90mm			
max. load capacity	4kg				
Illumination		contour illumination: 24V/150W halogen lamp, brightness is adjustable			
		surface illumination: 24V/150W halogen lamp			
Data processing unit	display	X-Y stage travel, screen rotation			
	output	RS232C		RS232C, USB (data output to Excel and CAD)	
	function	 measure coordinate of point		 measure coordinate of point	
		 measure coordinate of line		 measure coordinate of line	
		 measure center coordinate, radius of circle with three points		 measure center coordinate, radius of circle with three points	
 measure distance between two objects		 measure distance between two objects			
 measure angle with four points or two lines		 measure angle with four points or two lines			
advanced function	 set origin of coordinate		 coordinate transform		
	 coordinate transform		 choose measurement object automatically according to the selective point and display the result		
	 set midpoint of coordinate				
Power supply		220V, 50/60Hz			
Dimension (L×W×H)		550×770×1100mm			
Weight		135kg			

STANDARD DELIVERY

Main unit	1 pc
10X lens with half-reflection mirror and oblique illuminator mirror	1 pc
Overlay chart clip	4 pcs
Foot-switch	1 pc
Anti-dust cover	1 pc
Blue filter	1 pc
Software (only for ISP-A1000E) and USB cable	1 pc

OPTIONAL ACCESSORY

20X lens with half-reflection mirror and oblique illuminator mirror	ISP-A1000-LENS20X
50X lens with half-reflection mirror	ISP-A1000-LENS50X
100X lens with half-reflection mirror	ISP-A1000-LENS100X
Rotary table	ISP-A1000-TABLE
Overlay chart	ISP-A1000-CHART
Holder with clamp	ISP-A1000-HOLDER
Swivel center support	ISP-A1000-SUPPORT

V-block set	6896-12
50mm reading scale	ISP-A1000-SCALE50
300mm calibration scale	ISP-A1000-RULE
Green filter	ISP-A1000-GR-FILTER
Yellow filter	ISP-A1000-YE-FILTER
Demo sample	ISP-A1000-DEMO
Printer (only for ISP-A1000E)	ISP-A1000-PRINTER